


PYROSPOT DSF 44N and DGF 44N

Pyrometer with fibre cable for industrial application

Overview

Digital pyrometers with RS-485 interface



Features

- For temperature measurements between 250 °C and 2500 °C
- Several spectral ranges
- RS-485 interface
- Very fast response times from 5 ms
- Robust stainless steel housing
- Several fixed and vario optics available

Description and applications

The digital pyrometers PYROSPOT DSF 44N and DGF 44N are specifically designed for industrial purpose. The devices are suitable for high temperature measurement from 250 °C on many different surfaces for example metals, ceramics or graphite.

The solid body in stainless steel housing with fibre cable and protection window for optics allows usage even under rough environmental conditions.

With a fast response time of only 5 ms (t95) these Pyrometers are also suitable for fast measuring processes.

The vario optics for fibre optical head realizes spot sizes from 0.7 mm diameter. Several Laser rejection filters are applicable.

The temperature linear standard output signal of 0/4 to 20 mA allows easy implementation in existing measurement and control systems.

The DSF 44N/DGF 44N are equipped with a galvanically isolated RS-485 interface, which allows parameterizing and software evaluation even in bus systems.

The integrated LED or laser aiming light enables to focus the measuring object exactly. The size of the LED aiming light is identical to the measuring field.

Via an optional interface module (RS-485 to USB) parameters like emissivity, sub range, response time and storage can be easily adjusted by using the convenient parameterizing and evaluation software PYROSOFT Spot. The parameters can also be adjusted via RS-485 interface with the optional available handheld programming device DHP 1040.

Typical application areas:

- Steel industry
- Furnace industry
- Soldering applications
- Ceramic industry
- Metal industry



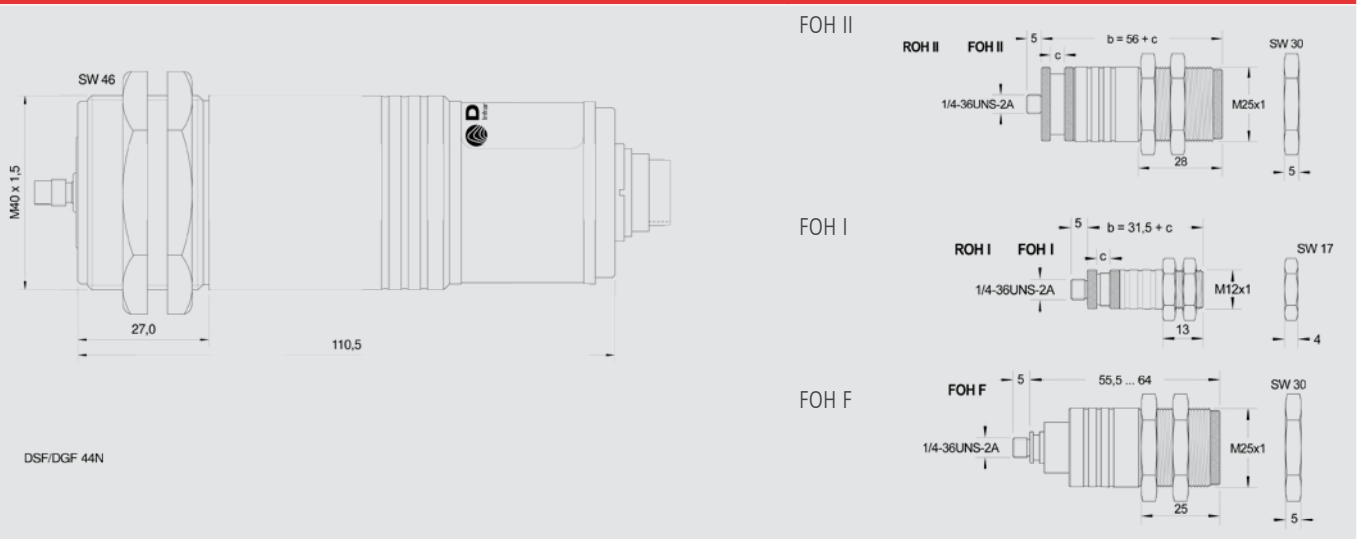
PYROSPOT DSF 44N and DGF 44N

Pyrometer with fibre cable for industrial application

Technical data					
Type	DSF 44N		DGF 44N		
Temperature ranges	600 °C to 1800 °C	800 °C to 2500 °C	250 °C to 1300 °C	250 °C to 2000 °C	350 °C to 1800 °C
Order number	4440000201 (LED) 4440010201 (Laser)	4440000202 (LED) 4440010202 (Laser)	4441000201 (LED) 4441010201 (Laser)	4441000203 (LED) 4441010203 (Laser)	4441000202 (LED) 4441010202 (Laser)
Sub temperature range	adjustable within temperature range, minimum span 50 °C				
Spectral range	0.8 µm to 1.1 µm		1.5 µm to 1.8 µm		
Optics	several optical heads (vario optics FOH I-100, FOH II-65 and FOH II-250, fixed optics FOH F)				
Measurement uncertainty ¹	0.5 % of measured value in °C				
Reproducibility ¹	0.1 % of measured value in °C				
NETD ²	0.1 K ¹				
Response time (t95)	5 ms, adjustable up to 100 s, adjustable via RS-485 interface				
Emissivity	0.05 to 1.00, adjustable via RS-485 interface				
Storage	minimum and maximum value storage, adjustable via RS-485 interface				
Output	0/4 to 20 mA, switchable via software, temperature linear, max. burden: 500 Ω				
Interface	RS-485 (galvanically isolated), half duplex, baudrate up to 115 kBaud, data protocol Modbus RTU				
Aiming	integrated LED or laser aiming light				
Software	PYROSOFT Spot for Windows®, optional: PYROSOFT Spot Pro				
Parameters	emissivity, response time, storage, sub temperature range, adjustable via RS-485 interface and software				
Power supply	24 V DC ± 25 %, residual ripple 500 mV				
Power consumption	max. 1.5 W				
Operating temperature	0 °C to 70 °C (Pyrometer), 0 °C to 250 °C (fibre cable with optical head), 0 °C to 150 °C (fibre cable with 90° curve)				
Storage temperature	-20 °C to 70 °C				
Weight	appr. 450 g				
Dimensions	thread M40 × 1.5, length 125 mm				
Housing	stainless steel housing with plug connector				
Safety class	IP 65 (according to DIN EN 40050)				
CE symbol	according to EU regulations				
Scope of delivery	PYROSPOT DSF 44N or DGF 44N, manual, mounting screw nuts, inspection sheet, PYROSOFT Spot for Windows® (without connecting cable, fibre cable and optics, please order separately)				

¹Specifications for black body radiator, $T_{\text{ambient}} = 23 \text{ °C}$, $\epsilon = 1$, $t_{95} = 1 \text{ s}$, $\epsilon = 1$. ²Noise equivalent temperature difference.

Dimensional drawing pyrometer and optical heads FOH I, FOH II and FOH F



PYROSPOT DSF 44N and DGF 44N


Pyrometer with fibre cable for industrial application

Optical heads FOH I, FOH II and FOH F			
Vario optics type	FOH II-65	FOH II-250	FOH I-100
Measuring distance a [mm]	65 ... 300	250 ... 2500	100 ... 1000
Temperature range	Measuring field diameter M [mm]		
DSF 44N (600 °C to 1800 °C)	1.3 ... 5.0	3.0 ... 31.0	1.8 ... 18.0
DSF 44N (800 °C to 2500 °C)	0.7 ... 2.5	1.7 ... 17.0	0.9 ... 9.0
DGF 44N (250 °C to 1300 °C)	1.3 ... 5.0	3.0 ... 31.0	1.8 ... 18.0
DGF 44N (250 °C to 2000 °C)	1.3 ... 5.0	3.0 ... 31.0	1.8 ... 18.0
DGF 44N (350 °C to 1800 °C)	0.7 ... 2.5	1.7 ... 17.0	0.9 ... 9.0
Order number	3310A50020	3310A50025	3310A50010

Fixed optics type FOH F	F-65	F-100	F-200	F-300	F-400	F-600	F-800	F-1000	F-1500
Measuring distance a [mm]	65	100	200	300	400	600	800	1000	1500
Temperature range	Measuring field diameter M [mm]								
DSF 44N (600 °C to 1800 °C)	1.3	2.0	3.6	3.7	5.0	7.2	9.2	12.0	18.0
DSF 44N (800 °C to 2500 °C)	0.7	1.0	1.8	2.1	2.7	4.4	5.5	6.8	10.0
DGF 44N (250 °C to 1300 °C)	1.3	2.0	3.6	3.7	5.0	7.2	9.2	12.0	18.0
DGF 44N (250 °C to 2000 °C)	1.3	2.0	3.6	3.7	5.0	7.2	9.2	12.0	18.0
DGF 44N (350 °C to 1800 °C)	0.7	1.0	1.8	2.1	2.7	4.4	5.5	6.8	10.0
Order number	3310A51006	3310A51010	3310A51020	3310A51030	3310A51040	3310A51060	3310A51080	3310A51100	3310A51150

Fibre cable, stainless steel Ø 400 µm – order numbers				Fibre cable, stainless steel Ø 200 µm – order numbers			
Temperature range	length	straight	90° curve	Temperature range	length	straight	90° curve
DSF 44N (600 °C to 1800 °C) DGF 44N (250 °C to 1300 °C) DGF 44N (250 °C to 2000 °C)	1.5 m	3310A44001	3310A44011	DSF 44N (800 °C to 2500 °C) DGF 44N (350 °C to 1800 °C)	1.5 m	3310A42001	3310A42011
	2.0 m	3310A44002	3310A44012		2.0 m	3310A42002	3310A42012
	2.5 m	3310A44003	3310A44013		2.5 m	3310A42003	3310A42013
	5.0 m	3310A44004	3310A44014		5.0 m	3310A42004	3310A42014
	7.5 m	3310A44005	3310A44015		7.5 m	3310A42005	3310A42015
	10 m	3310A44006	3310A44016		10 m	3310A42006	3310A42016
	15 m	3310A44007	3310A44017		15 m	3310A42007	3310A42017

More lengths on request! Variants available with vacuum lead-through or special quartz and sapphire rod optics.



Optics FOH-F (left), FOH II (middle) and optics FOH I (right)

PYROSPOT DSF 44N and DGF 44N

Pyrometer with fibre cable for industrial application

Electrical, mechanical and optical accessories ¹			Order number	
Connecting cable, straight plug, 12-pin	Connecting cable, angulate plug, with aiming light button	length 2 m	3310A11111	3310A11151
		length 5 m	3310A11112	3310A11152
		length 10 m	3310A11113	3310A11153
		length 15 m	3310A11114	3310A11154
		length 20 m	3310A11115	3310A11155
		length 25 m	3310A11116	3310A11156
		length 30 m	3310A11117	3310A11157
		Interface module	RS-485 to USB	3310A14020
Power supply PSU 15	24 V DC, 0.6 A	3310A12010		
Mounting angle	fixed, for FOH I	3310A21510		
	fixed, for FOH II	3310A21522		
	adjustable, for FOH II	3310A21523		
Air purge unit	stainless steel, purge air 0.1 to 0.5 bar, oilfree	3310A22520		
Water cooling jacket	stainless steel, with integrated air purge unit	3310A23010		
Ball and socket mounting	for FOH II	3310A21521		
Sighting tube	100 mm for air purge unit FOH II	3310A22530		
	300 mm for air purge unit FOH II	3310A22535		
DHP 1040	mobile handheld programming device for pyrometer parameterizing	3310A17010		

¹ More accessories available.

Selected accessories – pictures

Mounting angle, adjustable	Mounting angle, adjustable for FOH II	Mirror 90° for FOH II
Order number: 3310A21011	Order number: 3310A21520	Order number: 3310A31020
		
Air purge unit for FOH II	Handheld programming device DHP 1040	Digital display DD 200/210
Order number: 3310A22520	Order number: 3310A17010	Order number: 3310A13020/3310A13025
		

Technical details are subject to change. December 2012.



We are certified for many years according to ISO 9001

Phone: +49 351 871 7228
 Fax: +49 351 871 7230
 E-Mail: info@dias-infrared.de
 Internet: www.dias-infrared.com

DIAS Infrared GmbH
 Gostritzer Straße 65
 01217 Dresden
 Germany