

PYROSPOT DSF 11N

Pyrometer with fibre cable for industrial application

Overview

Digital pyrometers with RS-485 interface



Features

- For temperature measurements between 600 °C and 3000 °C
- Short response times from 2 ms
- Vario optics with measuring field diameter from 0.7 mm
- RS-485 interface
- Display and keyboards
- Applicable up to 250 °C ambient temperature

Description and applications

The digital pyrometers PYROSPOT DSF 11N are specifically designed for industrial purpose. The devices are suitable for high temperature measurement from 600 °C on many different surfaces for example metals, ceramics or graphite.

The solid body with fibre optics cable allows usage even under rough environmental conditions. The bright temperature display is visible even over long distance.

With a fast response time of only 2 ms (t95) these pyrometers are also suitable for fast measuring processes. The vario optics for fibre optical head realizes spot sizes from 0.7 mm diameter.

The integrated laser aiming light enables to focus the measuring object exactly.

The temperature linear standard output signal of 0/4 to 20 mA allows easy implementation in existing measurement and control systems.

The device is equipped with a galvanically isolated RS-485 interface, which allows parameterising and software evaluation even in bus systems.

All parameters are adjustable via push-buttons and display directly on the device. Also by using the convenient parameterizing and evaluation software PYROSOFT Spot the parameters can be easily adjusted to the application.

Typical application areas::

- Steel industry
- Kiln engineering
- Soldering installations
- Ceramic industry
- Metal industry



PYROSPOT DSF 11N

Pyrometer with fibre cable for industrial application

Technical data			
Type (Order number)	DSF 11N (5110010201)	DSF 11N (5110010202)	DSF 11N (5110010203)
Temperature range	600 °C to 1800 °C	800 °C to 2500 °C	900 °C to 3000 °C
Sub temperature range	adjustable within temperature range, minimum span 50 °C		
Spectral range	0.8 µm to 1.1 µm		
Optics	Vario optics FOH I-100 (aperture D = 6 mm), FOH II-65 (aperture D = 9 mm) or FOH II-250 (aperture D = 9 mm), several fixed optics (see table)		
Distance ratio	see table		
Measurement uncertainty ¹	0.5 % of measured value		
Reproducibility ¹	0.1 % of measured value		
NETD ^{1,2}	0.1 K ⁻¹		
Response time (t95)	2 ms, adjustable up to 100 s		
Emissivity	0.050 to 1.000		
Storage	minimum and maximum value storage		
Output	0/4 to 20 mA, switchable, temperature linear, max. burden: 500 Ω		
Interface	RS-485 (galvanically isolated), half duplex, max. baudrate 115 kBd, Modbus RTU		
Aiming	laser aiming light		
Software	PYROSOFT Spot for Windows®, optional: PYROSOFT Spot Pro		
Parameters	emissivity, response time, temperature unit °C or °F, storage, sub temperature range, baudrate, address		
User controls	display and keyboard for parameter settings		
Power supply	24 V DC ± 25 %		
Power consumption	max. 1.5 W		
Operating temperature	0 °C to 45 °C (electronics), 0 °C to 250 °C (optical head) 0 °C to 250 °C (fibre cable), 0 °C to 150 °C (with 90° curve)		
Storage temperature	-20 °C to 70 °C		
Weight	appr. 600 g (without fibre cable and optical head)		
Dimensions	appr. 110 mm × 80 mm × 40 mm		
Housing	cast housing with plug connector, display and keyboard		
Safety class	IP 65 (DIN 40 050)		
CE symbol	according to EU regulations (EN 50 011)		
Scope of delivery	PYROSPOT DSF 11N, manual, inspection sheet, PYROSOFT Spot for Windows® (without connection cable, fibre cable and optics, please order separately)		

¹ T₀ = 23 °C, ε = 1, t95 = 1 s. ² Noise equivalent temperature difference.

Fibre cable, stainless steel Ø 200 µm – Order numbers			
Temperature range	length	straight	90° curve
DSF 11N (600 °C to 1800 °C)	1.5 m	3310A42001	3310A42011
	2.0 m	3310A42002	3310A42012
	2.5 m	3310A42003	3310A42013
DSF 11N (800 °C to 2500 °C)	5.0 m	3310A42004	3310A42014
	7.5 m	3310A42005	3310A42015
	10 m	3310A42006	3310A42016
DSF 11N (900 °C to 3000 °C)	15 m	3310A42007	3310A42017



PYROSPOT DSF 11N

Pyrometer with fibre cable for industrial application

Optics

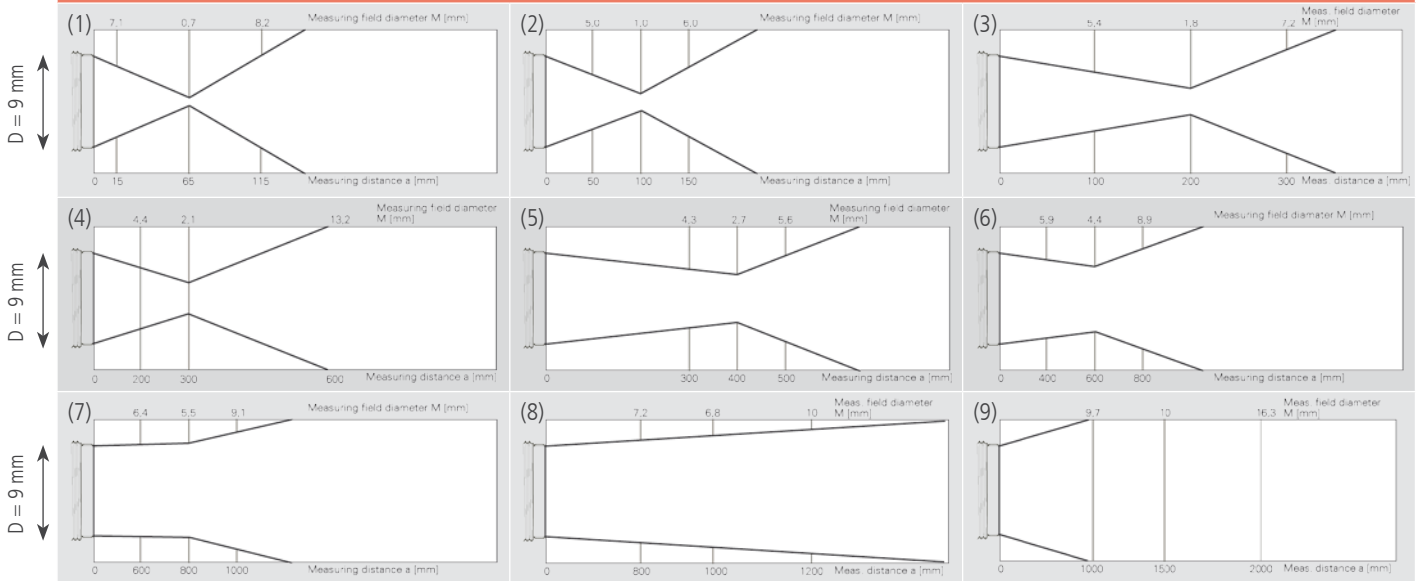
Vario optics type	FOH II-65	FOH II-250	FOH I-100
Measuring distance a [mm]	65 ... 300	250 ... 2500	100 ... 1000
Temperature range	Measuring field diameter M [mm]		
DSF 11N (600 °C to 1800 °C)	0.7 ... 2.5	1.7 ... 17.0	0.9 ... 9.0
DSF 11N (800 °C to 2500 °C)	0.7 ... 2.5	1.7 ... 17.0	0.9 ... 9.0
DSF 11N (900 °C to 3000 °C)	0.7 ... 2.5	1.7 ... 17.0	0.9 ... 9.0
Order number	3310A50020	3310A50025	3310A50010

Optics FOH F (left), FOH II and optics FOH I (right) in comparison



Fixed optics type FOH	F-65 (1)	F-100 (2)	F-200 (3)	F-300 (4)	F-400 (5)	F-600 (6)	F-800 (7)	F-1000 (8)	F-1500 (9)
Measuring distance a [mm]	65	100	200	300	400	600	800	1000	1500
Temperature range	Measuring field diameter M [mm]								
DSF 11N (600 °C to 1800 °C)	0.7	1.0	1.8	2.1	2.7	4.4	5.5	6.8	10.0
DSF 11N (800 °C to 2500 °C)	0.7	1.0	1.8	2.1	2.7	4.4	5.5	6.8	10.0
DGF 11N (900 °C to 3000 °C)	0.7	1.0	1.8	2.1	2.7	4.4	5.5	6.8	10.0
Order number	3310A51006	3310A51010	3310A51020	3310A51030	3310A51040	3310A51060	3310A51080	3310A51100	3310A51150

Optical path of fixed optics FOH F



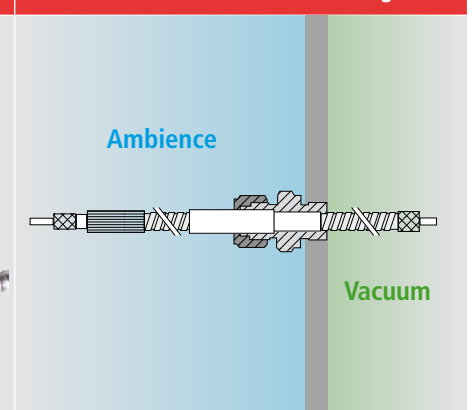
Fibre cable



Fibre cable 90° curve



Fibre cable with vacuum lead through

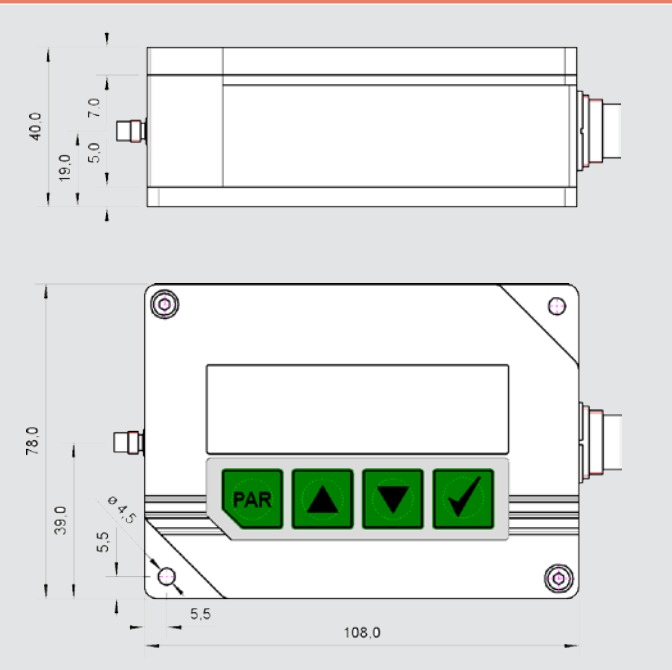


PYROSPOT DSF 11N

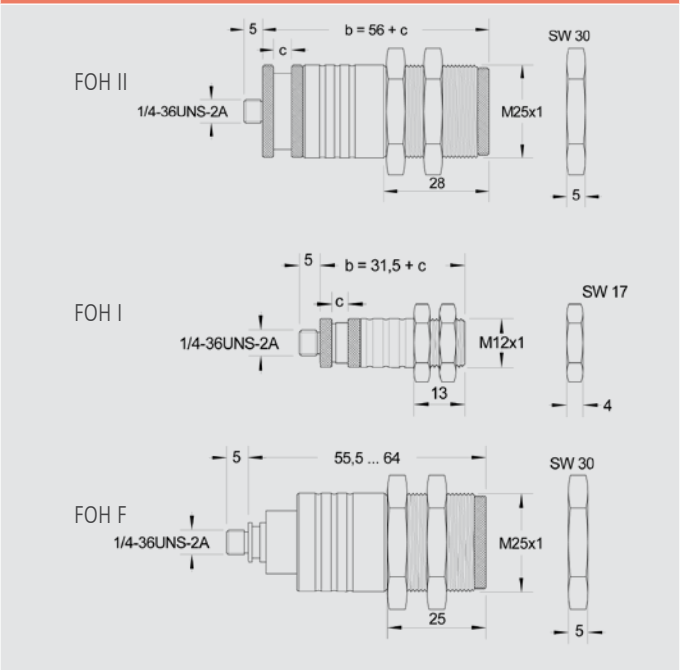
Pyrometer with fibre cable for industrial application

Dimensional drawings

Dimensional drawing pyrometer



Dimensional drawing optical heads



Electrical accessories¹ – Order numbers

Connecting cable 12 pin	straight plug	angulated plug
Length 2 m	3310A11111	3310A11131
Length 5 m	3310A11112	3310A11132
Length 10 m	3310A11113	3310A11133
Length 15 m	3310A11114	3310A11134
Interface module RS-485 to USB	3310A14020	
Interface module RS-485 to Profibus DP	3310A14021	
Power supply PSU 15 (24 V DC, 1 A)	3310A12010	

Mechanical and optical accessories¹

Mounting angle fixed for optical head FOH I	3310A21510
Mounting angle fixed for optical head FOH II	3310A21522
Mounting angle adjustable for optical head FOH II	3310A21520
Air purge unit for FOH II	3310A22520
Sighting tube 100 mm	3310A22530
Sighting tube 300 mm	3310A22535
Mirror for FOH II, stainless steel, 90°	3310A31020

¹ Selected accessories, other is available

Selected accessories - pictures

Mounting angle, fixed	Mounting angle, adjustable, for FOH II	Air purge unit for FOH II
Order number:: 3310A21522 	Order number:: 3310A21520 	Order number:: 3310A22520 
Mirror 90° for FOH II	Power supply	Sighting tube (100 mm)
Order number:: 3310A31020 	Order number:: 3310A12010 	Order number: 3310A22030 

Technical details are subject to change. March 2013.



We are certified for many years according to ISO 9001

Phone: +49 351 871 7228
Fax: +49 351 871 7230
E-Mail: info@dias-infrared.de
Internet: www.dias-infrared.com

DIAS Infrared GmbH
Gostritzer Straße 65
01217 Dresden
Deutschland